

Art Requirements for CHOCOLATE ITEMS



SEND US YOUR ART!



ART SUBMISSION

When you send us your art make sure to include your company name! If you do not use one of our templates, let us know what product you are sending art for (chocolate, printed item, hammer). Make sure to follow our file type preferences as outlined in the guidelines below.

DO'S

Vector This file format is required for chocolate.

Fonts "Create outlines" on all fonts.

Embed Images Embed your images instead of linking them. Linked images will not work and disappear when emailed.



There are 2 types of art files:
VECTOR AND RASTER

VECTOR ART

We need vector art in order to make custom chocolate. The following are some helpful tips for determining which file types are vector.

Vector art will look clean and crisp at any size - zoom in or out. It can look simple or very complex and can sometimes look very realistic.

.ai, .eps, .svg, and .pdf files are commonly used for vector images, though they can also contain raster images. Make sure all fonts are converted to objects / outlines.



Vector Art - black & white



Vector Art - color

RASTER ART

We cannot use raster art for making custom chocolate.

This kind of art can look and print clean and crisp, but only if it is sized appropriately. If you zoom in further than the image is sized for, it will look blurry, chunky or "pixelated". If the image is printed larger than it is sized for, it will print blurry. Photographs are always raster images.

.jpg, .png, .bmp, .gif files are always raster images. We can convert raster images into vector for a fee. Ask your Account Executive for details.



Raster Art - zoomed out



Raster Art - zoomed in

QUESTIONS?

Have questions? Or perhaps you're not sure whether or not you have the correct file type? We'll be sure to help you get any of your questions or concerns sorted out!




RESTAURANT TOPPER (LARGE OVAL)

Art must be VECTOR.

White art is surface level. Black art in engraved.

In order for your art to translate properly in chocolate:

- * Fonts should be at least 12pt.
- * Lines, details, and spaces in between lines should be at least 1 pt thickness and prominent lines should be thicker.
- * Convert all fonts to objects.



RESTAURANT TOPPER (RECTANGLE)

Art must be VECTOR.

White art is surface level. Black art in engraved.

In order for your art to translate properly in chocolate:

- * Fonts should be at least 12pt.
- * Lines, details, and spaces in between lines should be at least 1pt thickness and prominent lines should be thicker.
- * Convert all fonts to objects.




RESTAURANT TOPPER (SMALL OVAL)

Art must be VECTOR.

White art is surface level. Black art in engraved.

In order for your art to translate properly in chocolate:

- * Fonts should be at least 12pt.
- * Lines, details, and spaces in between lines should be at least 1 pt thickness and prominent lines should be thicker.
- * Convert all fonts to objects.




RESTAURANT TOPPER (SQUARE)

Art must be VECTOR.

White art is surface level. Black art in engraved.

In order for your art to translate properly in chocolate:

- * Fonts should be at least 12pt.
- * Lines, details, and spaces in between lines should be at least 1 pt thickness and prominent lines should be thicker.
- * Convert all fonts to objects.




RESTAURANT TOPPER (COIN)

Art must be VECTOR.

White art is surface level. Black art in engraved.

In order for your art to translate properly in chocolate:

- * Fonts should be at least 12pt.
- * Lines, details, and spaces in between lines should be at least 1 pt thickness and prominent lines should be thicker.
- * Convert all fonts to objects.



RESTAURANT TOPPER (HEART)

Art must be VECTOR.

White art is surface level. Black art in engraved.

In order for your art to translate properly in chocolate:

- * Fonts should be at least 12pt.
- * Lines , details, and spaces in between lines should be at least 1 pt thickness and prominent lines should be thicker.
- * Convert all fonts to objects.




RESTAURANT TOPPER (TEARDROP)

Art must be VECTOR.

White art is surface level. Black art in engraved.

In order for your art to translate properly in chocolate:

- * Fonts should be at least 12pt.
- * Lines, details, and spaces in between lines should be at least 1pt thickness and prominent lines should be thicker.
- * Convert all fonts to objects.




RESTAURANT TOPPER (FLUTED ROUND)

Art must be VECTOR.

White art is surface level. Black art in engraved.

In order for your art to translate properly in chocolate:

- * Fonts should be at least 12pt.
- * Lines, details, and spaces in between lines should be at least 1pt thickness and prominent lines should be thicker.
- * Convert all fonts to objects.



RESTARAUNT TOPPER (FLUTED WEDGE)

Art must be VECTOR.

White art is surface level. Black art in engraved.

In order for your art to translate properly in chocolate:

- * Fonts should be at least 12pt.
- * Lines , details, and spaces in between lines should be at least 1 pt thickness and prominent lines should be thicker.
- * Convert all fonts to objects.



RESTARAUNT TOPPER (FLUTED SQUARE)

Art must be VECTOR.

White art is surface level. Black art in engraved.

In order for your art to translate properly in chocolate:

- * Fonts should be at least 12pt.
- * Lines , details, and spaces in between lines should be at least 1 pt thickness and prominent lines should be thicker.
- * Convert all fonts to objects.

